



Uplight Inground





Architecture lighting for projecting narrow object with high lumens efficiency



FEATURES

 Smooth Lighting Effect

 High Color Rendering Index (CRI)

 Highest Stainless Steel 316

 High Optical Efficiency

ELECTRICAL

Input 220-240VAC
Output 24VDC
Dimming Support On-off / Triac / 0-10V

SPECIFICATIONS

Power	1.5W	2.3W
CCT	2700-5000K	2700-5000K
Angle Beam	8°/10°/20°/40°/55°	8°/10°/20°/40°/55°
CRI	80/90	80/90
IP	67	67

DIMENSIONS



MATERIAL

LED : Cree & Osram
Housing : Stainless Steel 316
Front Cover : Stainless Steel 316
Mounting Sleeve : ABS
Lens : Polycarbonate (PC)
Tempered Glass

ACCESSORIES

Honeycomb Louvre

LIFESPAN

30,000-50,000 hours

LUMENS

1.5W : 125 lumens
2.3W : 185 lumens

WARRANTY

2 years

CERTIFICATIONS

